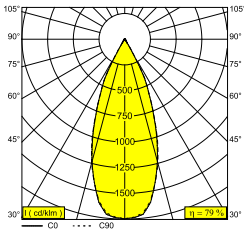
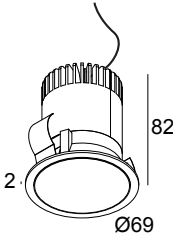




MINI PARTOU IP 93037 B-B

25211 9330 B-B

AVAILABLE IN
BLACK-BLACK 25211 9330 B-B
WHITE-WHITE 25211 9330 W-W



 [View on website](#)



General info

LOCATION	indoor
INSTALLATION	Ceiling Recessed
CUTOUT SHAPE/SIZE (MM)	round - 64
RECESSED DEPTH (MM)	85
THICKNESS OF MOUNTING SURFACE (MM)	min.5
INGRESS PROTECTION	IP44
WEIGHT (KG)	0.2
ADJUSTABILITY	non adjustable
INFORMATION	REFLECTOR WFL-37° EXCL.LED POWER SUPPLY 350-500mA-DC

Electrical info

CLASS	III
DIM TYPE	depending on power supply
ENERGY CLASS	E
CERTIFICATES	CB, ENEC

Lightsource info

LIGHTSOURCE NAME	LED
LIGHTSOURCE	LED array 5,8-8,6W / CRI>90 (R9: 52) / 3000K / 734-1018lm
TM-30 VALUES	rf: 90 / Rg: 99
SDCM	SDCM1
RISKGROUP	RG1
LM80	L90B10 > 50000
LED TECHNICS (LIGHT SOURCE)	1018lm // 8,6W // 118lm/W
LED TECHNICS (LUMINAIRE)	804lm // 10W // 81lm/W

Requirements











LED POWER SUPPLY 350 / 500mA-DC DIM

For detailed installation instructions, please consult the manual: [25211_XXX0_HAND.pdf](#)

MINI PARTOU IP 93037 B-B

25211 9330 B-B

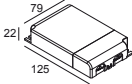
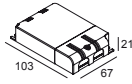
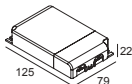
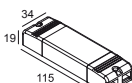
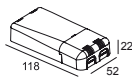
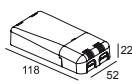
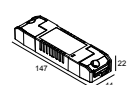
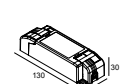
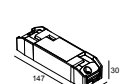
CEILING COMPATIBILITY

Ceiling Type	Mounting Kit
 System ceiling	-
 Plasterboard	-
 Stucanet	-
 Wood	-
 Concrete	-
 Concrete + plaster	-
 Lintel + plaster	-
 Hollow-core slab	-
 Hollow-core slab + plaster	-
 Stretched ceiling	-

MINI PARTOU IP 93037 B-B

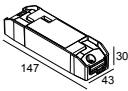
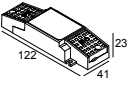
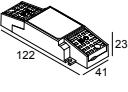
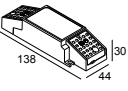
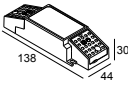
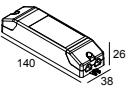
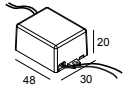
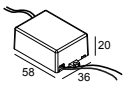
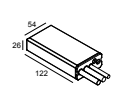
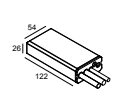
25211 9330 B-B

FINISH YOUR SPECIFICATION

LED power supplies			#
	300 90 63 LED POWER SUPPLY MULTI-POWER DIM9	1->4(4) / 1->4(3)	<input type="checkbox"/>
	300 90 68 LED POWER SUPPLY MULTI-POWER DIM5	1->2(2) / 1->2(1)	<input type="checkbox"/>
	300 90 69 LED POWER SUPPLY MULTI-POWER HV DIM9	2->6(6) / 1->6(4)	<input type="checkbox"/>
	300 90 91 LED POWER SUPPLY 350mA-DC / 15W	2(1)	<input type="checkbox"/>
	300 90 124 LED POWER SUPPLY MULTI-POWER DIM7	1->2(2) / 1->2(1)	<input type="checkbox"/>
	300 90 125 LED POWER SUPPLY MULTI-POWER MINI DIM5	1->2(2) / 1->2(1)	<input type="checkbox"/>
	21012 0010 LED POWER SUPPLY MULTI POWER	1->2 / 1->2	<input type="checkbox"/>
	21012 0021 LED POWER SUPPLY MULTI POWER DIM1	1->3 / 1->3	<input type="checkbox"/>
	21012 0035 LED POWER SUPPLY MULTI POWER DIM5	1->3 / 1->3	<input type="checkbox"/>

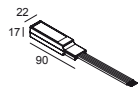
MINI PARTOU IP 93037 B-B

25211 9330 B-B

	21012 005W LED POWER SUPPLY MULTI-POWER COMPACT WDL	1->3 / 1->3	<input type="checkbox"/>
	21012 0258 LED POWER SUPPLY MULTI POWER 200-350 / 10W DIM8	1	<input type="checkbox"/>
	21012 0268 LED POWER SUPPLY MULTI POWER 200-350 / 15W DIM8	2->2	<input type="checkbox"/>
	21012 0278 LED POWER SUPPLY MULTI POWER 500-700 / 20W DIM8	1	<input type="checkbox"/>
	21012 0288 LED POWER SUPPLY MULTI POWER 500-700 / 36W DIM8	2->2	<input type="checkbox"/>
	21012 0298 LED POWER SUPPLY MULTI POWER 250-900 / 20W DIM8	1->2 / 1->2	<input type="checkbox"/>
	21012 0308 LED POWER SUPPLY 350mA / 7,35W DIM8	1	<input type="checkbox"/>
	21012 0318 LED POWER SUPPLY 500mA / 10W DIM8	1	<input type="checkbox"/>
	21012 0480 LED POWER SUPPLY 350mA-DC / 17W IP68	1 -> 2(2)	<input type="checkbox"/>
	21012 0500 LED POWER SUPPLY 500mA-DC / 24W IP68	1 -> 2(1)	<input type="checkbox"/>

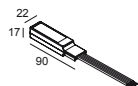
MINI PARTOU IP 93037 B-B

25211 9330 B-B



21032 0295 LED POWER CONVERTER 48V-DC to 350 mA-DC / 15W DIM5

1->2



21032 0305 LED POWER CONVERTER 48V-DC to 500 mA-DC / 22W DIM5

1->2



Notes: